



## Mecklenburg County Sheriff's Office

700 East Fourth Street  
Charlotte, NC 28202  
T (704) 336-2543 • F (704) 336-6118  
[www.mecksheriff.com](http://www.mecksheriff.com)

Garry L. McFadden  
Sheriff

Rodney M. Collins  
Chief Deputy Sheriff

Telisa E. White  
Chief of Detention

Jason R. Beebe  
Chief Deputy Sheriff

### MEDIA ADVISORY

March 11, 2022

**CONTACT:** Janet Parker

Public Information Manager

[Janet.Parker@mecklenburgcountync.gov](mailto:Janet.Parker@mecklenburgcountync.gov)

O: (980) 314-5170

### MCSO Announces Significant Progress to Gun Permits Backlog

**(CHARLOTTE, NC)** – The Mecklenburg County Sheriff's Office is pleased to announce considerable progress on the processing of concealed carry handgun and pistol purchase permits. For the first time since March 2020, the height of the COVID-19 pandemic, the number of daily pending purchase permits decreased below 400.

From March 2020 to February 2021, MCSO's Gun Permits Division saw an increase of 148 percent in applications for pistol purchase permits and a 76 percent increase in applications for concealed carry permits compared to the same period in 2019.

	March 2020 to February 2021	March 2019 to February 2020
PPP	<b>43,593</b>	<b>17,601</b>
CHP	<b>13,617</b>	<b>7,757</b>

Sheriff McFadden said, "We've caught up and this is a great relief to staff. MCSO is not holding up progress. I support the second amendment and the right to bear arms. As Sheriff I also have a sworn duty to protect the people I serve. We send off the mental health requests to facilities who, unfortunately, are not held to the same statute we are. We have devoted staff and substantial overtime hours to help erase this backlog and it is clearly paying off. We are seeing the light at the end of the tunnel and will continue to work to process the applications that have been submitted."

Through February 2022, more than 13,000 overtime hours have been utilized for registration staff, fingerprinting, filing, etc. As of March 7, 2022, there are 4,942 pending applicants for concealed carry permits who've already been fingerprinted but are waiting for mental health clearances. The turnaround time for MCSO is determined solely by how quickly those facilities respond to us. The entire process can take 90-120 days from the application date.

Citizens can check the status of their pistol purchase and concealed handgun permit by visiting our website [www.mecksheriff.com](http://www.mecksheriff.com) and clicking on the [Gun Permits/Fingerprints](#) tab.

**\*MCSO Purchase and Concealed Handgun Permit Data by Fiscal Year attached**

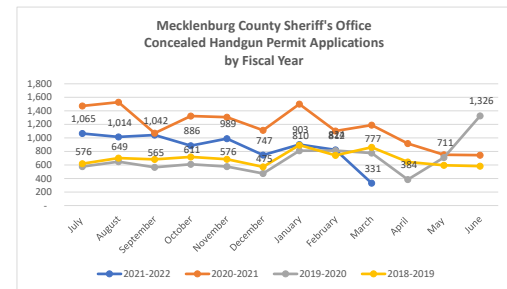
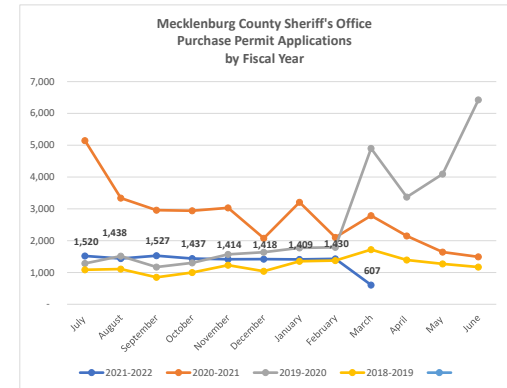
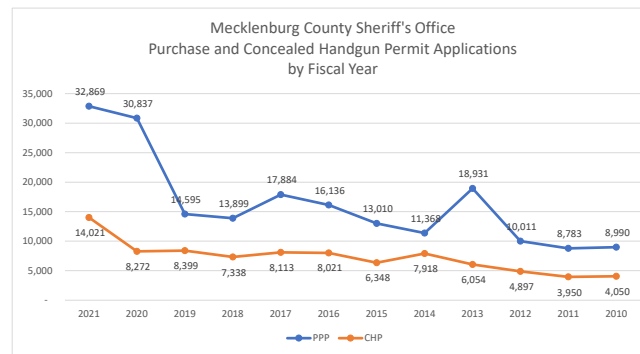
**Purchase Applications**

	July	August	September	October	November	December	January	February	March	April	May	June	FY Total	FY Average
2021-2022	1,520	1,438	1,527	1,437	1,414	1,418	1,409	1,430	607				12,200	1,356
2020-2021	5,145	3,338	2,959	2,943	3,032	2,076	3,207	2,102	2,786	2,147	1,643	1,491	32,869	2,739
2019-2020	1,285	1,516	1,171	1,302	1,571	1,638	1,773	1,790	4,899	3,372	4,095	6,425	30,837	2,570
2018-2019	1,087	1,107	848	1,000	1,229	1,040	1,353	1,376	1,719	1,392	1,272	1,172	14,595	1,216

**CHP New and Renewal Applications**

	July	August	September	October	November	December	January	February	March	April	May	June	FY Total	FY Average
2021-2022	1,065	1,014	1,042	886	989	747	903	824	331				7,801	867
2020-2021	1,473	1,528	1,071	1,324	1,307	1,113	1,500	1,103	1,189	917	751	745	14,021	1,168
2019-2020	576	649	565	611	576	475	810	812	777	384	711	1,326	8,272	689
2018-2019	618	701	683	719	684	572	894	742	861	644	596	582	8,296	691

	PPP	CHP
2021	32,869	14,021
2020	30,837	8,272
2019	14,595	8,399
2018	13,899	7,338
2017	17,884	8,113
2016	16,136	8,021
2015	13,010	6,348
2014	11,368	7,918
2013	18,931	6,054
2012	10,011	4,897
2011	8,783	3,950
2010	8,990	4,050



**Purchase Applications [ Delivered**

	July	August	September	October	November	December	January	February	March	April	May	June	FY Total	FY Average
2021-2022	4,359	2,562	2,583	2,381	3,140	1,561	2,435	3,513	1,307				23,841	2,649
2020-2021	2,931	3,092	3,752	3,376	3,610	3,692	5,008	5,088	4,394	4,040	3,805	5,897	48,685	4,057
2019-2020	1,736	1,661	1,953	1,666	1,523	1,674	2,881	1,674	3,231	4,545	4,110	3,255	29,909	2,492
2018-2019	1,567	1,400	1,057	1,282	784	1,271	1,948	2,338	1,140	1,781	1,619	1,165	17,352	1,446

